

Design

Project Leader

Purchasing

Electronic Design

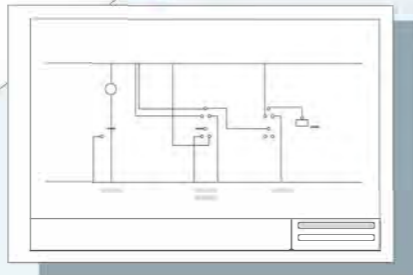
CAD

CAM

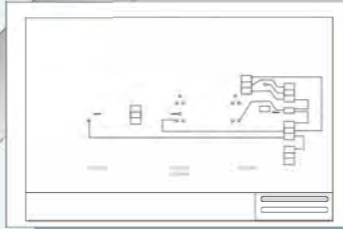
Product specification
Component data

Electronic scheme

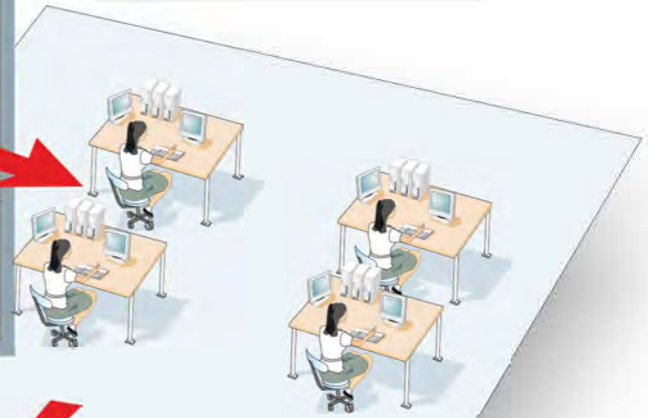
Net list
BOM



Routing



Gerber files on all copper layer
Gerber files on solder mask
Gerber files on legend print
Drill file & Drill information
Bare Board Specification
Mechanical drawing
Coordinates for SMD assembly
Gerber file for solder paste stencil



Footprints



Component placement



Program for:
• Laser plotter
• Drilling
• Routing
• AOI
• Electrical test

To Bare Board Production

IPC standard

- 1 IPC-2141A
- 2 IPC-2251
- 3 IPC-2152
- 4 J-STD-002D
- 5 IPC-7092
- 6 IPC-7093
- 7 IPC-7094
- 8 IPC-7095C
- 9 J-STD-609B
- 10 IPC-1752A
- 11 IPC-2610(15)

IPC standard

- 1 IPC-2221B
- 2 IPC-2222A
- 3 IPC-2152
- 4 IPC-7351B
- 5 IPC-7525B

IPC-7527

IPC standard

- 1 IPC-2581A

Association Connecting Electronics Industries



illustrad
TECHNOLOGY

